

RICE[®] HD

Challenger 300

Upgrades for the Challenger 300

Connected to the future



Original Equipment Innovation – OEI by



Lufthansa Technik

There is no reason to wait – the in-flight entertainment system of your Challenger 300 already carries all the genes of the future. All you need to connect your aircraft to your ideas is here. Wouldn't you like the aircraft interfaces to welcome you with customized screens? How about starting your favorite Blu-ray movie on a high-definition display, playing your own audio and video files from your personal devices, or presetting the cabin lighting to create the desired mood? Global broadband connectivity turns your Challenger 300 into an office in the sky and puts the world at your fingertips. The catalog of additional options from Lufthansa Technik is much more than just "nice to have" – it creates a new experience throughout the entire flight.



Simplicity of installation

The upgrades for the Challenger 300 can be installed worldwide and with minimal downtime. Software, installation manuals and approvals can be delivered online or sent by postal mail.

Entertainment



High-definition media

Quick installation kit

» Option 1 – HD upgrade

HD bulkhead displays

Aesthetically pleasing and optimal for viewing in the cabin, the new high-definition (HD) flat-panel displays replace the two existing bulkhead displays. The existing mounts and cutouts are used for the installation.

Media center


Offering an array of entertainment possibilities, a media center comprising a Blu-ray player and an audio/video on demand (AVOD) server replaces the DVD player. Existing mounting tray and closeout are used.

Media ports

Additional ports for USB-Stick, Ethernet and HDMI media allow you to connect your personal consumer devices to the in-flight entertainment system, with audio/video selection via GUI and playback on bulkhead displays.

New graphical user interface

A new full-color graphical user interface (GUI) customized to the Challenger 300 cabin environment completes the in-flight entertainment installations and makes the selection of video and audio files even simpler.



Turn your radio on

» Option 2 – SiriusXM radio

Satellite-based radio system with two channels of commercial-free music can be selected via the GUI and controlled through the crew panel or from the master seat location.




The captain's speaking

» Option 3 – Cockpit audio

This highly enjoyable and unique entertainment feature enables the passengers to listen to the cockpit communications throughout the flight.

Connectivity



Internet flying high

› Option 4 – AVIATOR 350 enhanced

Integrating Lufthansa Technik's remote cabin control (»nice« IFE/CMS installed) and enhanced for wireless Challenger 300 connectivity, the AVIATOR 350 enhanced (Premium) merges global voice and high-speed data through a single installation (available also as AVIATOR 300 in Standard and Entry configuration). Turning your aircraft into an office in the sky, enhanced connectivity using SwiftBroadband satellite communications allows executives and decision makers to stay online even during long-distance flights.

The AVIATOR 350 enhanced is a joint development by Lufthansa Technik and Lufthansa Bombardier Aviation Services, with satellite communications provided by Satcom Direct.

 **Lufthansa Technik**

 **Lufthansa Bombardier
Aviation Services**

 **satcom**
direct.

Personalization

With Lufthansa Technik's »nice« IFE/CMS installed, these options require only a software change.



Set the mood

› Option 5 – Customizable lighting presets


Customizable lighting presets allow you to create your own lighting preset configuration, and rename existing lighting presets as desired.



› Option 6 – Individualized displays

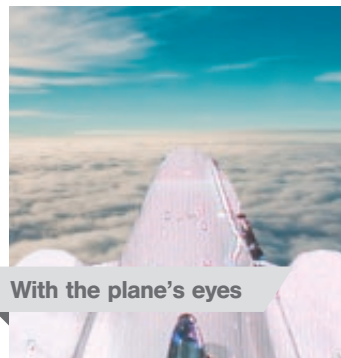
Making you feel even more welcome on board your aircraft, software changes allow you to change the graphics on the galley control panel (GCP), the passenger control unit (PCU) and the 20” bulkhead display to your individual logo/company design.

More Options



› Option 7 – VGA and game ports

VGA on the forward and/ or aft 20” displays accept a high-quality analog video signal from various stand-alone sources such as laptops or game consoles (Cinch/RCA connector).



› Option 8 – Fin camera

The wide-angle camera at the top of the tail provides a panoramic view of the sky and landscape ahead on the cabin displays.



› Option 9 – Glare shield camera

With a camera installed at the glare shield in the cockpit, the flight crew's view is shown on the cabin displays.

Connect to the future now!

The HD, connectivity and further customized upgrades for the Challenger 300 in-flight entertainment and cabin management system are built to connect your aircraft to the future. Let us know if you have any questions or need further information on technical specifications or pricing.

Copyright © 2017 Lufthansa Technik. All rights reserved.
Disclaimer in respect of statements and information. Nothing contained in this publication shall constitute any warranty, guarantee or liability for Lufthansa Technik AG, its subsidiaries and affiliates but is for information purposes only. Accordingly, Lufthansa Technik AG, its subsidiaries and affiliates neither expressly nor conclusively accept responsibility or liability for the actuality, accuracy and completeness of the statements and information contained in this publication.



Lufthansa Technik

Lufthansa Technik AG
Customer Service Innovation
Original Equipment Innovation – OEI
Weg beim Jaeger 193
22335 Hamburg
Germany

Hotline US +1 844 334 2224
Hotline EU +49 40 5070 63673
csi@lht.dlh.de
www.nice-system.com/support